WN 056231-45532
08/11

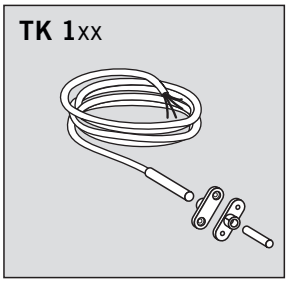

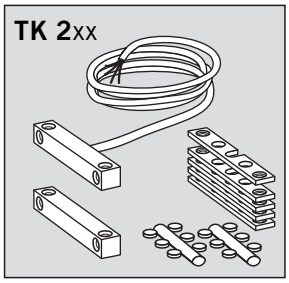

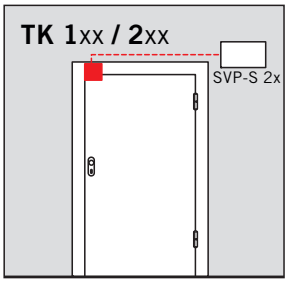

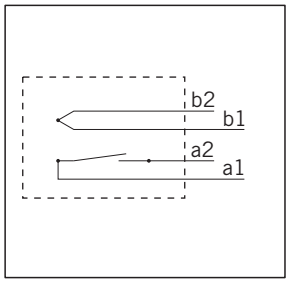

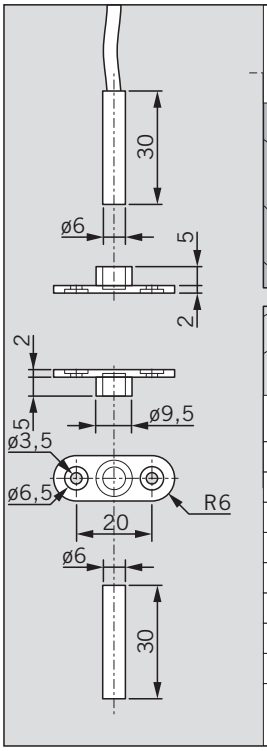

Schalter oder Magnet werden vor der Montage in das Montageteil eingesteckt und mit Cyanacrylat festgeklebt.

Switch or magnet are to be inserted into the assembly part provided before installing and are firmly sealed with cyanoacrylate.

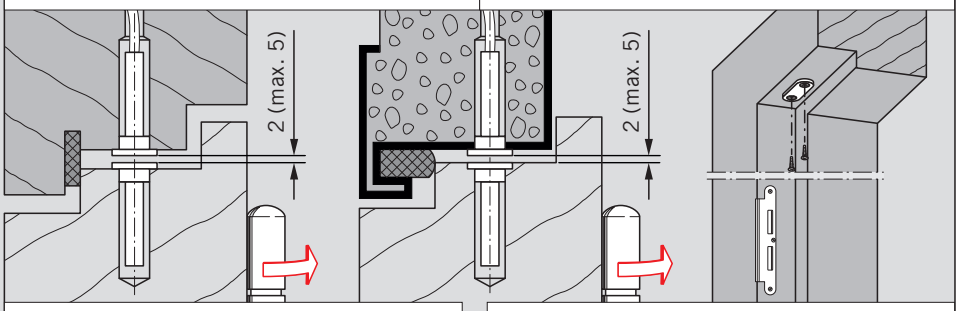

Technische Daten	
Kontakt	A / Schließer
Kontaktbelastung	10 Watt
Spannungsfestigkeit	1 sek. 150VDC
Schaltgleichspannung max.	100VDC
Schaltgleichstrom max.	0,5 A
Temperatur:	
-bei festverlegtem Kabel	-25°C +70°C
-bei bewegtem Kabel	-5°C +50°C
Schutzart nach DIN 40050	IP 68

Technical data	
Contact	A / NO
Contact rating	10 Watt
Proof voltage	1 sek. 150VDC
Switching DC voltage	max.100VDC
Switching DC current	max.0,5 A
Temperature:	
-with cable permanent installed	-25°C up to +70°C
-with moving cable	-5°C up to +50°C
IP class protection according to DIN standard 40050	IP 68

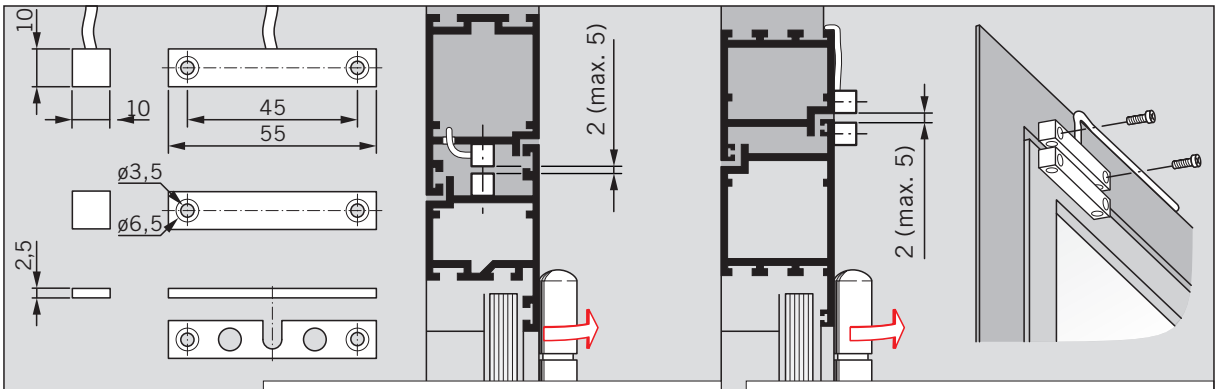

Technische Daten	
Kontakt	A / Schließer
Kontaktbelastung	10 Watt
Spannungsfestigkeit	1 sek. 150VDC
Schaltgleichspannung max.	100VDC
Schaltgleichstrom max.	0,5 A
Temperatur:	
-bei festverlegtem Kabel	-25°C +70°C
-bei bewegtem Kabel	-5°C +50°C
Schutzart nach DIN 40050	IP 68

Technical data	
Contact	A / NO
Contact rating	10 Watt
Proof voltage	1 sek. 150VDC
Switching DC voltage	max.100VDC
Switching DC current	max.0,5 A
Temperature:	
-with cable permanent installed	-25°C up to +70°C
-with moving cable	-5°C up to +50°C
IP class protection according to DIN standard 40050	IP 68

Änderungen vorbehalten
Subject to change without notice

DORMA GmbH + Co.KG DORMA Platz 1 D-58256 Ennepetal • Tel. +49 (0) 23 33 / 793-0 • www.dorma.com
Postfach 40 09 D-58247 Ennepetal • Fax +49 (0) 23 33 / 79 34 95